

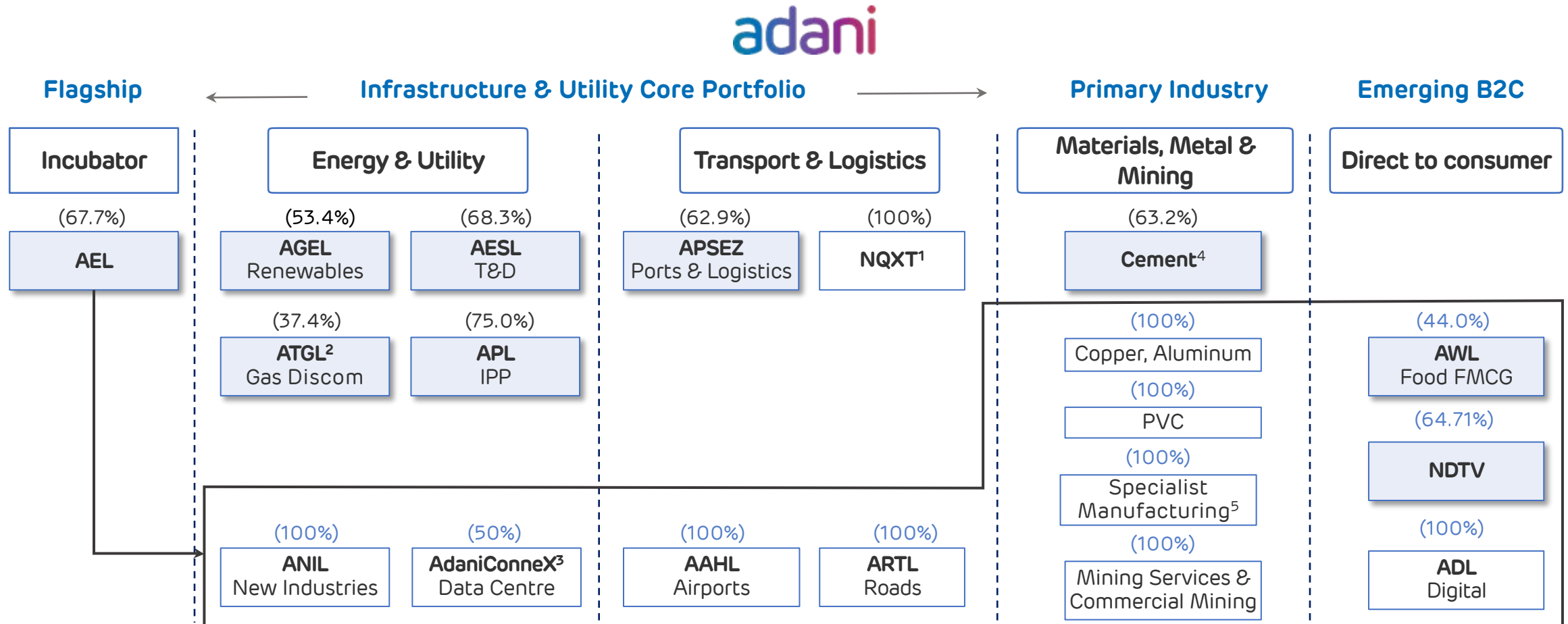
adani

Adani Portfolio ESG Snapshot

June 2023



Adani Portfolio: A World class infrastructure & utility portfolio



(%): Promoter equity stake in Adani Portfolio companies (%) : AEL equity stake in its subsidiaries

A multi-decade story of high growth centered around infrastructure & utility core

1. NQXT: North Queensland Export Terminal | 2. ATGL: Adani Total Gas Ltd, JV with Total Energies | 3. Data center, JV with EdgeConnex, AEL: Adani Enterprises Limited; APSEZ: Adani Ports and Special Economic Zone Limited; AESL: Adani Energy Solutions Limited; T&D: Transmission & Distribution; APL: Adani Power Limited; AGEL: Adani Green Energy Limited; AAHL: Adani Airport Holdings Limited; ARTL: Adani Roads Transport Limited; ANIL: Adani New Industries Limited; AWL: Adani Wilmar Limited; ADL: Adani Digital Limited; IPP: Independent Power Producer | NDTV: New Delhi Television Ltd | PVC: Polyvinyl Chloride | 4. Cement business includes 63.20% stake in Ambuja Cement which in turn owns 50.05% in ACC Limited. Adani directly owns 6.64% stake in ACC Limited | 5. Includes the manufacturing of Defense and Aerospace Equipment | Promotors holding are as on 12th August,2023

FY 25 Targets



100% RE share in total electricity
50% energy intensity and 60% emission intensity reduction



Zero waste to landfill for 12 ports
60% water consumption intensity reduction



5,000 Ha mangrove afforestation 1,200 Ha terrestrial plantation



Zero incident
<4% voluntary attrition














Key ESG Initiatives/Achievements

- 14% of RE Share the in the Q1 of FY24
- Formulated the plans for 250MW renewable source plant to achieve the 100% renewable energy share in total electricity.
- 450MWh of Solar plant commissioning will be completed by July 2023
- Six sites are certified with ZWL and planned for three more sites in the FY24
- 60% of the water consumption intensity has already been achieved.
- ~ 4000HA mangrove afforestation completed till date.
- ~ 1183 Ha terrestrial plantation completed till date.
- Imparting knowledge on safety at the newly added sites to standardize the safety practices.
- 10% Voluntary attrition rate for FY 2023
- More than one lac people benefited from our Community based skill development program

UN SDGs



















Planned initiatives for integrating environmental aspects in all its business operations – Reduction in GHG emissions by 50% by 2030

Targets	Key ESG Initiatives/Achievements	UN SDGs
 <p>Plant 2 Lakhs+ Trees, 120 school sessions/year</p>	<ul style="list-style-type: none"> – Biodiversity Park situated at Gota (Ahmedabad) is all set for inauguration , – ATGL has planned to scale up Greenmosphere School Program across Gujarat by partnering with CERC 	 
 <p>Water Neutrality by 2030</p>	<ul style="list-style-type: none"> – Works being made to add Rainwater harvesting system in the agreement of Dealer owned station and 100 water meters were installed in sites to track water consumption 	 
 <p>Installation of 1.2 MW rooftop solar plants by 2024</p>	<ul style="list-style-type: none"> – Captive solar plant model of 5mw is being explored 	 
 <p>Set up 1,000 EV charging stations</p>	<ul style="list-style-type: none"> – ATGL has already set up 88 electric vehicle charging points. – 100 % LCVs are now CNG based 	 
 <p>100% Decarbonisation of Fleets by 2023</p>	<ul style="list-style-type: none"> – 159 km LDAR survey has been completed TYD and identified leaks are repaired. – 5 locations certified as SUP-free – 7.3 million, people touched through our CSR initiatives 	

Adani Energy Solutions Limited: ESG Updates

Planned initiatives for integrating environmental, social and governance milestones in our business operations

Targets	Key ESG Initiatives/Achievements	UN SDGs
 <p>70% reduction in GHG emission intensity [tCO2e/ EBITA] by FY30</p>	<ul style="list-style-type: none"> - AEML FY23 GHG emission intensity is 38.32% < FY19 baseline - 38.56% renewable in power mix procured FY24Q1: 3.362 MWp solar capacity at Mahendragarh, Akola, Koradi, Sami, Morena, Rajnandgaon substations continues to meet aux. power requirement - Dahanu Power Plant attained Zero Waste to Landfill status - Afforestation area of 441 hectares - Already achieved "Net Water Positive" status for 30 substations and 7 TL clusters - 36% reduction in hazardous waste generation for FY 23 as compared to FY 22 - % of consumer complaints resolved in FY 23: 99.4% - 7.3 million direct and indirect beneficiaries of our social initiatives - 225789 person-hours of training achieved during FY 23 	           
 <p>Renewable energy share in power procurement – 60% by FY27</p>		
 <p>Zero health and safety related injuries</p>		
 <p>"Net Water Positive" Company for 100% of its assets under O&M Business</p>		

Adani Green Energy Limited: ESG Updates

Progress on initiatives

- **Pollution control & GHG emission reduction**
 - 4.4 Mn ton CO2 emission avoided in Q1 FY24
 - Pollution control & GHG emission reduction: 99.8% less emission Intensity per unit of generation (0.0015GHG tCO2 / MWh) in Q1 FY24 v/s Indian grid average of 0.71 tCO2 / MWh
- **Resource conservation**
 - 99.4% less Fresh Water consumption per unit of generation (0.02 kl/MWh) in Q1 FY24 as against 3.5 kl / MWh, statutory limit for thermal power
 - 100% of AGEL's operating capacity is single-use plastic free under CII Plastic Protocol as of March 2023
 - Zero waste to landfill certified for all Operational sites as of March 2022
- **Supply Chain**
 - Completed ESG evaluation for 100% critical suppliers
- **Bio-diversity management**
 - Signed MoU with Rajasthan Government for habitat devt. project for Great Indian Bustard, a critically endangered bird species
 - Associated with IBBI for Task Force on Nature Related Financial Disclosure (TNFD) assessment to achieve No Net Loss of Biodiversity
- **Occupational Health & Safety**
 - **1.04** Mn continuous safe man hours in Q1 FY24
- **Sustainable Livelihood**
 - 333 direct/ indirect job opportunities provided in Q1 FY24
 - Supported the registration of the Mukhyamantri Kamdhenu PashuBima Yojna, which provides free insurance coverage of Rs. 40,000 for two milch animals, and the Camel Conservation Scheme, offering Rs. 10,000 in two installments (Rs. 5,000 per installment) for camel fosterers in Rajasthan with offspring aged 0-2 months. Supported 1086 cattle, and 315 cattle registration

Ranking & Awards


- Prime Band (B+), ranked First in RE sector in Asia and part of Top 10 in RE sector globally
- ESG Risk Rating of 'Low Risk' with a score of 15.3, significantly better than global Utilities sector average of 32.9; Part of Top 10 in RE sector globally
- Improvement in ESG Rating score by FTSE from 3.2 in 2022 to 3.7 in 2023
- **Felicitated as the "Economic Times Sustainability Organizations 2023"** for adopting valuable sustainability initiatives.



Adani Enterprises Limited: ESG Updates

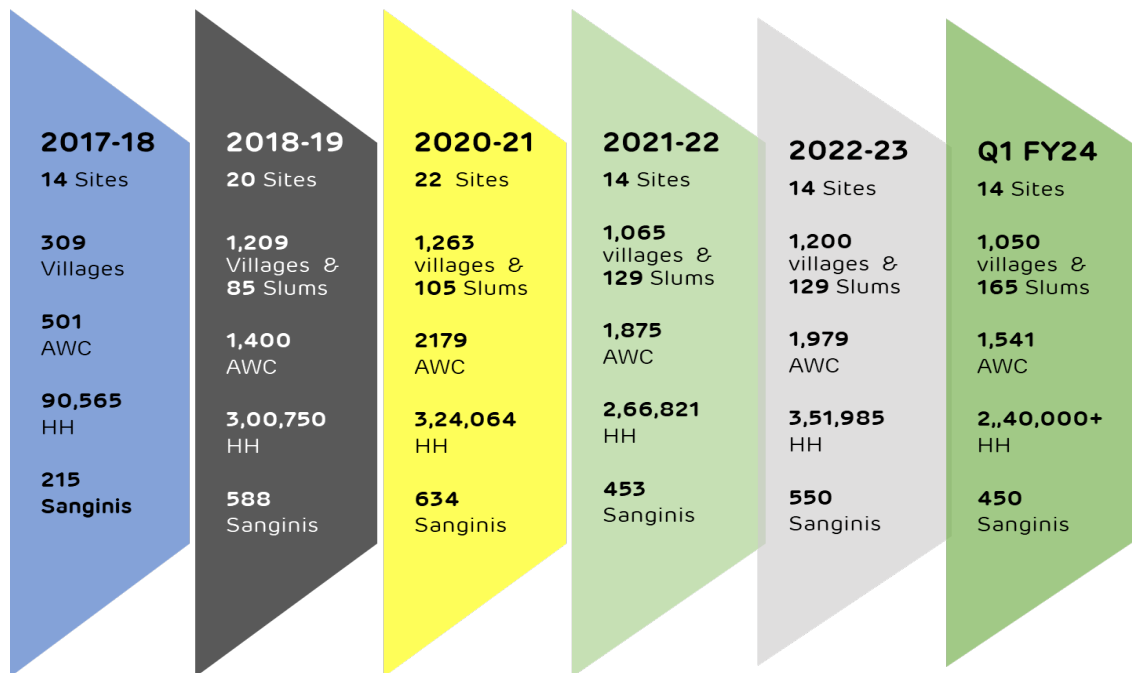
Planned initiatives for integrating environmental, social and governance milestones in our business operations

	Targets	Key ESG Initiatives/Achievements	UN SDGs
	Airport and data center businesses to become operational net zero by 2030	<ul style="list-style-type: none"> AEL achieved a reduction in energy intensity of 26% for FY 23 against the baseline year FY 21-22. AEL achieved a reduction in emission intensity of 55% for FY 23 against the baseline year FY 21-22. AEL achieved a reduction in water intensity of 28% for FY 23 against the baseline year FY 21-22. 	
	No net loss to biodiversity and 100% alignment with IBBI by 2030	<ul style="list-style-type: none"> As part of Adani Groups commitment to no net loss to biodiversity, Adani Mining business has pledged to plant 9 million trees by 2030. 	
	Becoming a net water positive company by 2030	<ul style="list-style-type: none"> Adani mining business achieved 5% reduction in energy intensity* in FY 23 as compared to FY 22 44% energy consumption from RE sources at Adani airports for FY 23 Adani Data center business signed a PPA of 4.50 MW for Chennai DC to meet the 50% Energy requirement through Renewable Power 	
	Zero waste to landfill certification for operational sites# by 2030	<ul style="list-style-type: none"> Adani Data center business won the South Asian Company of the Year Award** 2023 for delivering data center infrastructure and operational excellence 	



A Mission Against Malnutrition & Anemia

Touched over 1.6 million lives across India till date



Water Conservation:

- Efforts towards reducing water waste
- ZLD installed at 9 major plants
- ZLD ensures recovery & reuse of water

Green Energy:

- Promoting alternative source of power
- Successful solar power implementation at 8 plants out of 23 own units.
- Plan to continue such installation across all plants over the years

Traceability of Palm Oil:

- Spearheading sustainability in Edible oils
- Adani Wilmar is amongst the early adopters of Sustainability by driving traceability of Palm Oil
- Traceability: Over 90% of palm oil Traceable up to Mills in Q1'FY24
- All plants are RSPO certified

Recyclable Packaging:

- Committed to environmental sustainability
- First Edible Oil Company to introduce recyclable packaging
- ~98% of packaging is recyclable

Recognition

- Letter of appreciation from CII for **Excellence in Best Practices for managing plastics & packaging wastes**

Adani Cement: ESG Updates

Ambuja Cement

Our sustainability strategy led by our Sustainable Development (SD) 2030 Plan

	Climate and energy	Circular economy	Environment	Community
Target 2030	Net specific CO ₂ emissions* 453 kg /t of cementitious materials	Use 21 million tons of waste derived resources per year	Fresh water consumption 62 Ltrs / T of Cementitious material	3.5 million Number of new beneficiaries
Performance Apr23-Jun23	Net specific CO ₂ emissions 523 kg /t of cementitious materials	Consumed 2.7 million tons of waste derived resources	42.5 Ltrs / T of Cementitious material	2.5 million YTD people benefitted through community development projects

Progress on initiatives (Ambuja)

- WHRS of 56.5MW capacity commissioned till June 2023 (Bhattapara: 18.3MW, Rauri: 11.4MW, Marwar: 14MW, Rabriyawas: 6.5MW and Suli: 6.3MW)
- TSR of 5.45% achieved during Apr'23-Jun'23 compared to 5.75% in Apr'23-Jun'23
- Specific Electrical Energy has been reduced by 2.06% QoQ by taking various Energy Efficiency measures
- Clinker factor of 62.9% is achieved during Apr'23-Jun'23

ACC

Our sustainability strategy led by our Sustainable Development (SD) 2030 Plan

	Climate and energy	Circular economy	Environment	Community
Target 2030	Net specific CO ₂ emissions* 400 kg /t of cementitious materials	Use 30 million tons of waste derived resources per year	Water Positive Index 5 (number of times)	3.5 million Number of new beneficiaries
Performance Apr23-Jun23	Net specific CO ₂ emissions 459.7 kg /t of cementitious materials	Consumed 3.6 million tons of waste derived resources	0.6 (number of times)	1.1 million YTD people benefitted through community development projects

Progress on initiatives (ACC)

- WHRS of 30MW capacity commissioned till June 2023 (Gagal: 7.6MW, Jamul: 10MW and Kymore: 12.4MW)
- TSR of 8.8% achieved during Apr23-Jun23 compared to 9% in Apr22-Jun22
- Specific Electrical Energy has been reduced by 3.2% QoQ (Apr23-Jun23 to Apr22-Jun22)
- Clinker factor has been reduced by 54.6% in Apr23-Jun23 compared to 57.8% in Apr22-Jun22

Adani Power Limited: ESG Updates

Planned initiatives for integrating environmental, social and governance milestones in our business operations

Targets	Key ESG Initiatives/Achievements	UN SDGs
<p>Reduction in GHG emission intensity to 0.84 tCO2e/MWh by FY 2025</p>	<ul style="list-style-type: none"> ✓ The Water Intensity performance of APL is 2.37 m3/MWh for Q1 FY 23-24 which is 38.67 % lower than Statuary limit for Hinterland plants (3.50 m3/MWh) & 5.51 % lower than stretched internal target of 2.50 m3/MWh ✓ APL achieved ash utilization of 90.59% ✓ BRSR for FY 2022 -23 published along with annual report ✓ 07 out of 09 APL operating locations certified with SUP Free certification, APJL & MEL SuPF target for FY 2023 – 24. ✓ APL scored 3.5/5.0 In FTSE ESG rating, which is better than World Utilities Average score of 2.7/5.0 in Dec '22 ✓ APL score 87% in CSR HUB ESG Rating Jan '23 	
<p>Single-use-Plastic-Free (SuPF) Certified Company for 100% of operating locations by 2023-24</p>		
<p>Zero health and safety related injuries</p>		
<p>Planting 7.8 million tree by 2030 as a part of Adani Groups commitment pledge planting 100 million tree by 2030</p>		

Disclaimer

Certain statements made in this presentation may not be based on historical information or facts and may be “forward-looking statements,” including those relating to general business plans and strategy of Adani group, the future outlook and growth prospects, and future developments of the business and the competitive and regulatory environment, and statements which contain words or phrases such as ‘will’, ‘expected to’, etc., or similar expressions or variations of such expressions. Actual results may differ materially from these forward-looking statements due to a number of factors, including future changes or developments in their business, their competitive environment, their ability to implement their strategies and initiatives and respond to technological changes and political, economic, regulatory and social conditions in India. This presentation does not constitute a prospectus, offering circular or offering memorandum or an offer, or a solicitation of any offer, to purchase or sell, any shares and should not be considered as a recommendation that any investor should subscribe for or purchase any of Adani group entities shares. Neither this presentation nor any other documentation or information (or any part thereof) delivered or supplied under or in relation to the shares shall be deemed to constitute an offer of or an invitation by or on behalf of Adani group.

Adani group, as such, makes no representation or warranty, express or implied, as to, and does not accept any responsibility or liability with respect to, the fairness, accuracy, completeness or correctness of any information or opinions contained herein. The information contained in this presentation, unless otherwise specified is only current as of the date of this presentation. Adani group assumes no responsibility to publicly amend, modify or revise any forward-looking statements, on the basis of any subsequent development, information or events, or otherwise. Unless otherwise stated in this document, the information contained herein is based on management information and estimates. The information contained herein is subject to change without notice and past performance is not indicative of future results. Adani group may alter, modify or otherwise change in any manner the content of this presentation, without obligation to notify any person of such revision or changes.

No person is authorised to give any information or to make any representation not contained in and not consistent with this presentation and, if given or made, such information or representation must not be relied upon as having been authorised by or on behalf of Adani group.

This presentation does not constitute an offer or invitation to purchase or subscribe for any securities in any jurisdiction, including the United States. No part of its should form the basis of or be relied upon in connection with any investment decision or any contract or commitment to purchase or subscribe for any securities. None of our securities may be offered or sold in the United States, without registration under the U.S. Securities Act of 1933, as amended, or pursuant to an exemption from registration therefrom.

adani

Thank You

